

Datasheet - Z4VH 336-11z



Position switch / 336 thermoplastic enclosure - DIN EN 50041 with Actuator / 336 Roller lever
H

Preferred typ



(Minor differences between the printed image and the original product may exist!)


- Design to EN 50041
- Lever angle adjustable in 10° steps
- Thermoplastic enclosure
- Double-insulated
- Good resistance to oil and petroleum spirit
- Wide range of alternative actuators
- Actuator heads can be repositioned by 4 x 90°
- Snap action with constant contact pressure up to switching point
- 1 Cable entry M 20 x 1.5

Ordering details

Product type description	Z4VH 336-11Z
Article number	101151762
EAN code	4030661163611
eCl@ss	27-27-26-01

Approval


Approval



Classification

Standards	EN ISO 13849-1
B _{10d} Normally-closed contact (NC)	20.000.000
Mission time notice	20 Years
	$MTTF_d = \frac{B_{10d}}{0,1 \times n_{op}}$
	$n_{op} = \frac{d_{op} \times h_{op} \times 3600 \text{ s/h}}{t_{cycle}}$

Global Properties

Product name	336 Rollenschwenkhebel H
Standards	EN 60947-5-1, BG-GS-ET-15
Compliance with the Directives (Y/N) 	Yes
Suitable for safety functions (Y/N)	Yes
Actuator type	A to EN 50041
Materials	
- Material of the housings	Plastic, glass-fibre reinforced thermoplastic, self-extinguishing
- Lever material	Metal film
- Roller material	Plastic
- Material of the contacts	Silver
Housing coating	None
Housing construction form	Norm construction design
Weight	165 g


Mechanical data

Design of electrical connection	Screw connection
Cable section	
- Min. Cable section	0,75 mm ²
- Max. Cable section	2.5 mm ²
Mechanical life	30.000.000 operations
Switching frequency	max. 5000 /h
notice	All indications about the cable section are including the conductor ferrules.
Design of actuating element	Roller lever
actuating torque	min. 26 Ncm
Bounce duration	in accordance with actuating speed
Switchover time	< 2 ms
Actuating speed with actuating angle 30° to switch axis	
- Min. Actuating speed	
- Max. Actuating speed	2.5 m/s

Ambient conditions

Ambient temperature	
- Min. environmental temperature	-30 °C
- Max. environmental temperature	+80 °C
Protection class	IP67

Electrical data

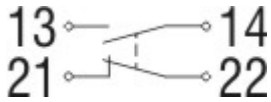
Design of control element	Normally open contact (NO), Opener (NC)
Switching principle	Snap switch element
- positive break NC contact 	
Number of auxiliary contacts	1 piece
Number of safety contacts	1 piece
Rated impulse withstand voltage U _{imp}	6 kV
Rated insulation voltage U _i	500 V
Thermal test current I _{the}	10 A
Utilisation category	AC-15: 230 V / 4 A, DC-13: 24 V / 4 A
Required rated short-circuit current	1000 A
Max. fuse rating	6 A gG D-fuse

Dimensions

Dimensions of the sensor

- Width of sensor	40.5 mm
- Height of sensor	129.5 mm
- Length of sensor	60.5 mm

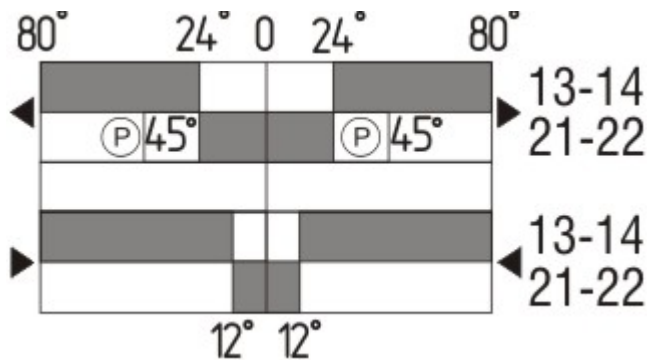
Diagram



Note Diagram

- positive break NC contact
- active
- no active
- Normally-open contact
- Normally-closed contact

Switch travel diagram



Notes Switch travel diagram

- Contact closed
- Contact open
- Setting range
- Break point
- Positive opening sequence/- angle
- VS** adjustable range of NO contact
- VÖ** adjustable range of NC contact
- N** after travel

Ordering suffix

The applicable ordering suffix is added at the end of the part number of the safety switch.

Order example: Z4VH 336-11z-NPT

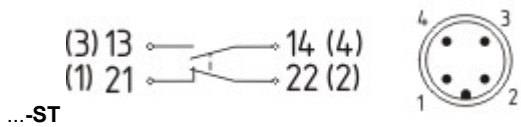
....NPT

Cable entry NPT 1/2"

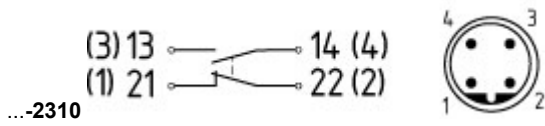
....1637

0,3 µm gold-plated contacts

M12 connector with A-coding
 Rated impulse withstand voltage U_{imp} : 4 kV
 Rated insulation voltage U_i : 250 V



Rated operating voltage U_e : 230 V
 Operating current I_e : 4 A



M12 connector with B-coding
 Rated impulse withstand voltage U_{imp} : 4 kV
 Rated insulation voltage U_i : 250 V
 Rated operating voltage U_e : 230 V
 Operating current I_e : 4 A

Ordering code

(1)(2) 336-(3)Z(4)-(5)-(6)-(7)

(1)

Z

Snap action

T

Slow action

(2)

S

Plunger S

R

Roller plunger R

H

Roller lever H

10H

Rod lever 10H

7H

Roller lever 7H

1K

Offset roller lever 1K

3K

Angle roller lever 3K

(3)

11

1 Normally open contact (NO) / 1 Opener (NC)

02

2 Opener (NC)

20

2 Normally open contact (NO), (Switch with 2 NO contacts are not for security tasks)

01/01

1 Opener (NC) left / 1 Opener (NC) right

(4)

H

Slow action with staggered contacts

UE

Slow action with overlapping contacts

(5)

without

Cable entry M20

NPT

cable entry NPT 1/2"

ST

M12 connector with A-coding

ST-2310

M12 connector with B-coding

(6)

2138

Roller lever 7H for Position switches with safety function

(7)

1637

gold-plated contacts

Documents

Operating instructions and Declaration of conformity (de) 310 kB, 03.04.2013

Code: mrl_zt332-335-336-355_de

Operating instructions and Declaration of conformity (it) 308 kB, 04.04.2013

Code: mrl_zt332-335-336-355_it

Operating instructions and Declaration of conformity (fr) 325 kB, 04.04.2013

Code: mrl_zt332-335-336-355_fr

Operating instructions and Declaration of conformity (nl) 321 kB, 04.04.2013

Code: mrl_zt332-335-336-355_nl

Operating instructions and Declaration of conformity (jp) 1 MB, 22.11.2010

Code: mrl_zt332-335-336-355_jp

Operating instructions and Declaration of conformity (cs) 371 kB, 07.10.2014

Code: mrl_zt332-335-336-355_cs

Operating instructions and Declaration of conformity (pt) 327 kB, 04.04.2013

Code: mrl_zt332-335-336-355_pt

Operating instructions and Declaration of conformity (es) 323 kB, 04.04.2013

Code: mrl_zt332-335-336-355_es

Operating instructions and Declaration of conformity (da) 323 kB, 04.04.2013

Code: mrl_zt332-335-336-355_da

Operating instructions and Declaration of conformity (en) 355 kB, 05.08.2014

Code: mrl_zt332-335-336-355_en

Operating instructions and Declaration of conformity (pl) 372 kB, 06.02.2015

Code: mrl_zt332-335-336-355_pl

CCC certification (en) 187 kB, 03.08.2015

Code: q_347p02

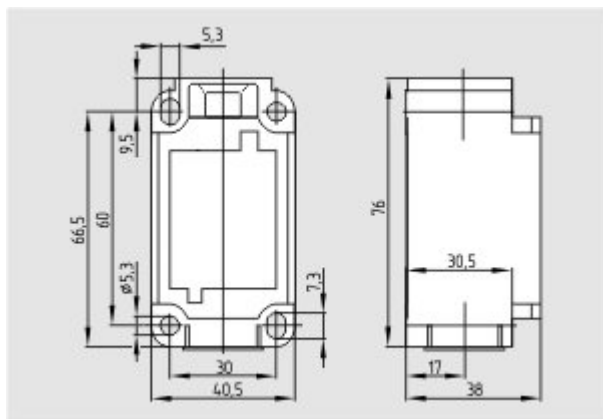
CCC certification (cn) 166 kB, 03.08.2015

Code: q_347p03

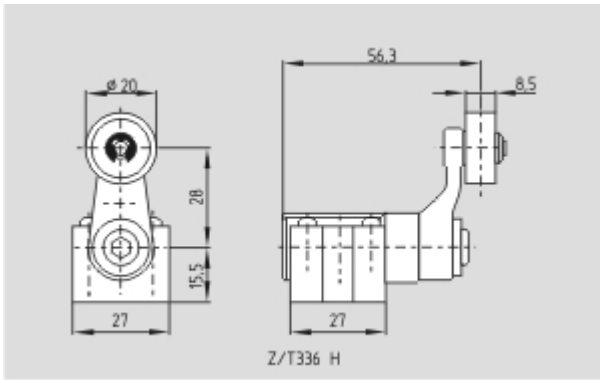
EAC certification (ru) 844 kB, 05.10.2015

Code: q_6037p17_ru

Images



Dimensional drawing (basic component)



Dimensional drawing (actuator)

K.A. Schmersal GmbH & Co. KG, Möddinghofe 30, D-42279 Wuppertal
The data and values have been checked thoroughly. Technical modifications and errors excepted.
Generiert am 03.03.2016 - 08:29:25h Kasbase 3.2.1.F.64I